

small tiles, big designs

BRICK

PORCELÁNICO+MATE+ANTIDESLIZANTE

PORCELAIN TILE+MATT+ANTISLIP

10x20 cm / 4" x 8" + 6x24,6 cm / 2½" x 10"

GAMA DE COLORES / RANGE OF COLOURS



WHITE



CITY



TOWN



VILLAGE



DISTRICT



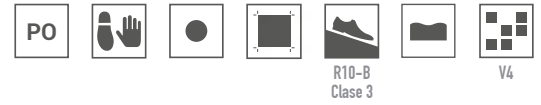
QUARTER



GRAPHITE



INDOOR / INTERIORES
 OUTDOOR / EXTERIORES



FORMATOS / SIZES

10x20 cm
 4"x 8"

6x24,6 cm
 2½"x 10"



2 / 3

Brick Village 10 x 20 cm / 4"x 8" Brick White 6 x 24,6 cm / 2½"x 10"



Brick City 6 x 24,6 cm / 2½"x 10"



Brick Black 6 x 24,6 cm / 2½"x 10"

BRICK

PORCELÁNICO+MATE+ANTIDESLIZANTE
PORCELAIN TILE+MATT+ANTISLIP




Brick District 6 x 24,6 cm / 2 1/2" x 10"
Caprice Deco Square Pastel 20 x 20 cm / 8" x 8"



BRICK

PORCELÁNICO+MATE+ANTIDESLIZANTE
PORCELAIN TILE+MATT+ANTISLIP





BRICK

PORCELÁNICO+MATE+ANTIDESLIZANTE
PORCELAIN TILE+MATT+ANTISLIP






BRICK

PORCELÁNICO+MATE+ANTIDESLIZANTE
PORCELAIN TILE+MATT+ANTISLIP

Brick Village 10x20 cm / 4" x 8"
Hexawood Chevron 9x20,5 cm / 3½" x 8" 

Brick White 6 x 24,6 cm / 2½" x 10" 







Alta destonificación

High shade variation

V4


La colección BRICK ha sido desarrollada con **múltiples diseños gráficos y diversos relieves** por color para que la variación entre las piezas sea un fiel reflejo del ladrillo tradicional artesanal.

BRICK collection has been designed with **multiple graphic patterns and different reliefs** so the variation between tiles results in a reflection of traditional handmade bricks.

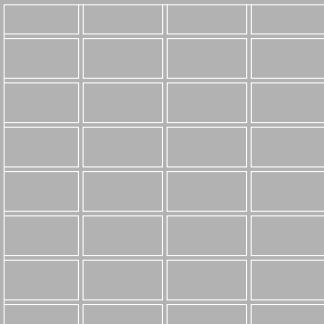
PROPUESTAS DE COLOCACIÓN LAYING PROPOSALS




≥ 4 mm



Opc. 1




Opc. 2




Opc. 3



0 mm



Opc. 4



Opc. 5



TOWN




VILLAGE



DISTRICT

Brick City 10x20 cm / 4" x 8"





Acabado artesanal

Craftsmanship Finish


El formato 6x24,6 cm. tiene una variación de calibre entre piezas buscando un mejor resultado estético y cercano al ladrillo natural. Por ello se recomienda una junta de colocación entre 4 y 10 mm.

2 1/2"x10" format is produced with significant size variation, to achieve an aesthetic result which is close to the natural brick look. Therefore, a grout between 4 and 10 mm. is strictly recommended.

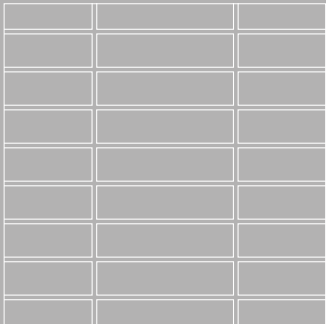
PROPUESTAS DE COLOCACIÓN LAYING PROPOSALS




≥ 4 mm



Opc. 1




Opc. 2




Opc. 3




2 mm



Opc. 3



Opc. 5



Opc. 6




WHITE



CITY



QUARTER



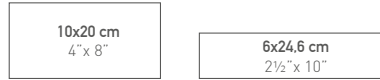
GRAPHITE

BRICK

PORCELÁNICO+MATE+ANTIDESLIZANTE
 PORCELAIN TILE+MATT+ANTISLIP
 10x20 cm / 4"x 8" + 6x24,6 cm / 2½"x 10"



FORMATOS / SIZES



6x24,6 cm / 2½"x 10"



10x20 cm / 4"x 8"



FORMATO SIZE	Kg/pza kg/pieces	caja / box			palet / pallet			
		piezas pieces	Kg	m ² sqm	piezas pieces	kg/palet kg/pallet	m ² sqm	cajas boxes
6 x 24,6 cm. 2 ½" x 10"	0,28	68	18,93	1,00	4.080	1.156	60	60
10 x 20 cm. 4" x 8"	0,33	50	16,93	1,00	3.000	1.036	60	60

EQUIPE

Ctra. CV-190 km 9,1
12122 Figueroles (Castellón) Spain
T. +34 964 381 930 / F. +34 964 381 907
comercial@equipceramicas.com
www.equipceramicas.com